



# Children's WEEK

## 2025 Celebration of the Hands Tips & Instructions



*Because Every Child Matters*



Please contact the Children's Week Florida™ Planning Team at [info@childrensweek.org](mailto:info@childrensweek.org) or 850-487-6300 if you have questions or need additional information.

*Si necesita una traducción o explicación en español, por favor llámenos.*



# Children's Week Florida™ 2025 Celebration of the Hands

With artwork submitted by young children, teens, teachers, families, and legislators across the state, Children's Week Florida™ is able to create the larger than life *Celebration of the Hands* display inside the Capitol Rotunda each year. This incredible and unique piece of art serves as a daily reminder to all Capitol visitors that the future of our children rests in our hands.



The Children's Week Florida™ Planning Team would love to include your creative hand artwork in the upcoming 2025 *Celebration of the Hands* display! This packet will provide tips and instructions on how you can participate in this annual tradition. We encourage you to share snapshots of your original masterpieces on social media and use the hashtag **#InOurHands**.

This event is brought to you with the generous support of our  
2025 Celebration of the Hands Featured Partner

**Humana**  
Healthy Horizons®  
in Florida

# Children's Week Florida™ 2025 Celebration of the Hands

## Below are some helpful tips for creating your masterpieces:

- Your hand artwork should be connected using items that will easily adhere to the large ropes used during the week-long display. This includes twine, string, yarn, or wide ribbon (***please do not send individual hands***).
- Staple, tape, and secure artwork vertically onto string or ribbon in lengths of no more than 8 feet to create the "hanging" effect (***example pictures provided on next page***).
- If you have a large number of hands, you can submit multiple strings or ribbons full of your group's artwork (***no more than 8 feet per string of hands***).
- Please include a count of the total number of hands in your package.
- We encourage you to include a header at the top of your string or ribbon of hands. This page can include your county, name of your program or school, and your classroom or student student age group (i.e., Infant/Toddlers, VPK Classroom, 2nd Grade, etc.)
- You may also use the hands and create small posters to be displayed on pillars inside the Capitol Rotunda. Posters should be no larger than 11" x 17" (portrait or landscape).
- If using glue, glitter, or other embellishments, please allow 2-3 days of drying time before packaging your artwork to ensure the pieces remain intact.
- Artwork must be postmarked by **Friday, March 28, 2025** to be included in the 2025 display at the Capitol Rotunda.




## Please mail hand artwork to the address below:

Children's Forum  
Attn: Children's Week Florida  
1650 Summit Lake Drive, Suite 210  
Tallahassee, FL 32317




## How to create the “hanging” effect with your hand artwork:

Step 1




Create your magnificent hand artwork. You can draw and decorate hands on construction paper, use fingerprints on printing paper, trace and cut out your own hand designs to make shapes or animals, or use the templates provided on the next page.

Step 2



Once your artwork is complete, cut two 6-inch pieces of string or ribbon.

Step 3



Secure string or ribbon to your paper using staples or tape. The example above is approximately 2.5 inches from the side.


Step 4



Connect the artwork to create the “hanging” effect for display. Please limit hanging artwork to 8 feet in length for each strand of hands.



# Hand Template: Child/Youth



## Hand Template: Teen/Adult

